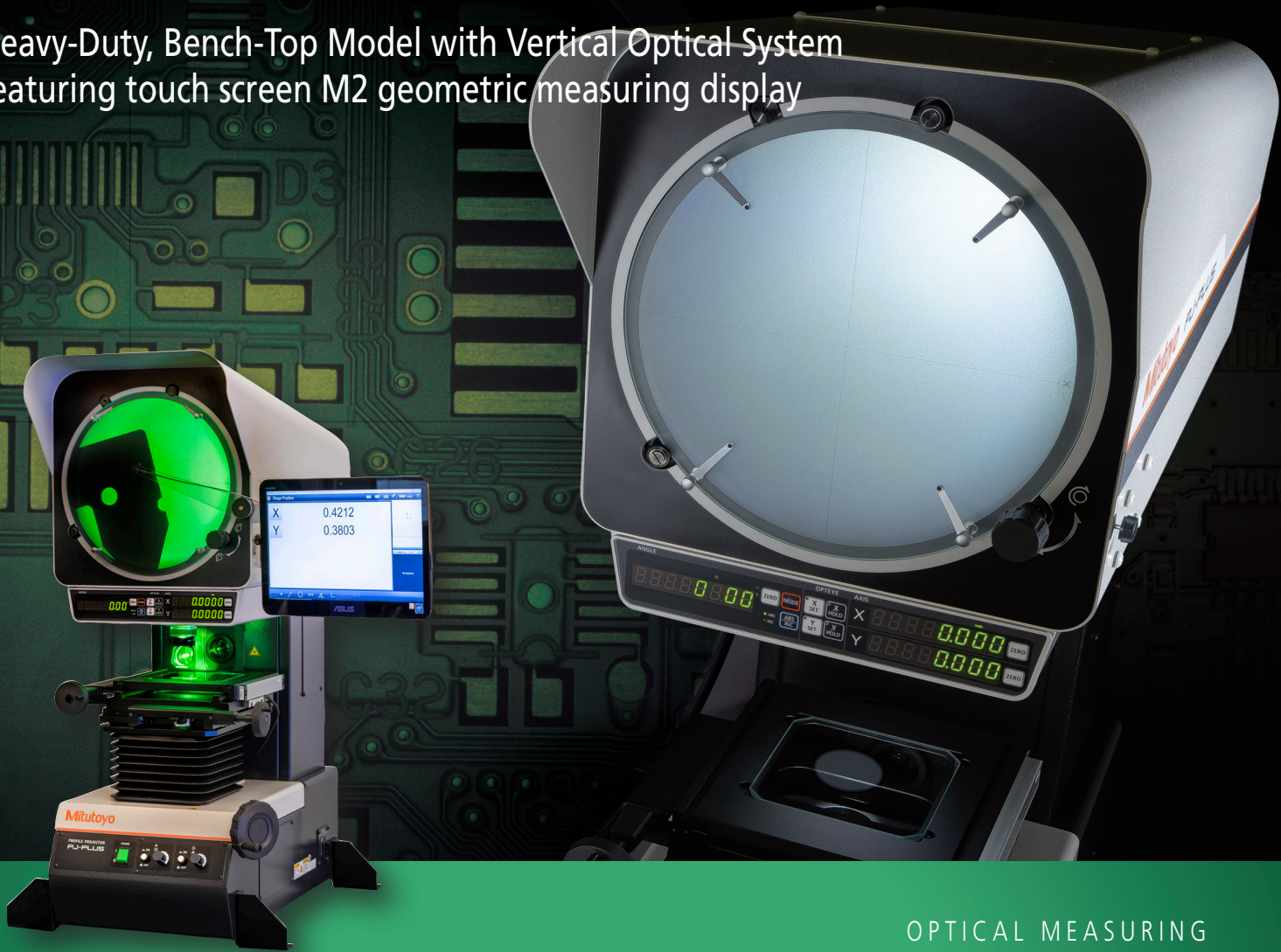


PJ-Plus

Profile Projector and 2D Processor Packages

Heavy-Duty, Bench-Top Model with Vertical Optical System featuring touch screen M2 geometric measuring display



OPTICAL MEASURING



The Mitutoyo PJ-Plus is a new series of profile projectors that utilize LED lighting and provides reliable measurements in manufacturing site environments. The PJ-Plus provides stable dimension and angle measurements in harsher environments conventional models can't handle, such as manufacturing and processing lines.

PJ-Plus Summary

- LED illumination
- Stepless illumination adjustment
- Improved durability
- Intuitive operation
- Built-in digital XY counter
- Available with M2 or QM-Data 2D processor

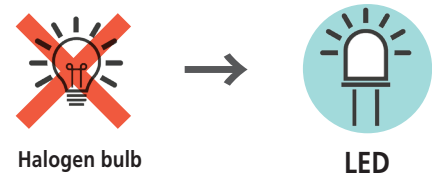


LED Illumination

The PJ-Plus implements LED illumination, a brand-new feature and design on profile projectors, replacing traditional halogen lighting. The adoption of the LED illumination source eliminates the need for a cooling fan in the main unit, drastically decreasing the entry of oil, mist, dust, etc. into the measuring instrument. LED Illumination offers many benefits as well, including:

- Better durability & longer service life, greatly reducing lamp burnout
- Lower main unit power consumption, from 400W to 60W (about 85%)
- Drastically reduces oil adhesion to internal mirror, lens and light source
- Prevents rate of decline in illumination by about 50%
- Maintains high optical performance even in harsh environments
- Requires less frequent maintenance, resulting in lower maintenance costs
- Better color reproducibility, consistency for improved on-screen image
- Very little color change in illumination when intensity is adjusted

Thanks to the LED light source, lamp burnout is greatly reduced.



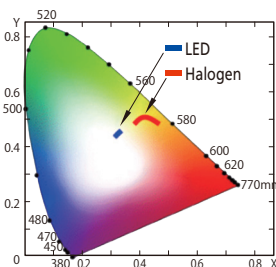
Stepless Illumination Adjustment

The PJ-Plus uses a much more efficient and effective stepless illumination control instead of the conventional 2-step illumination adjustment system. This allows for the level of lighting to be set precisely to suit the surface texture and color of the workpiece. These options include:

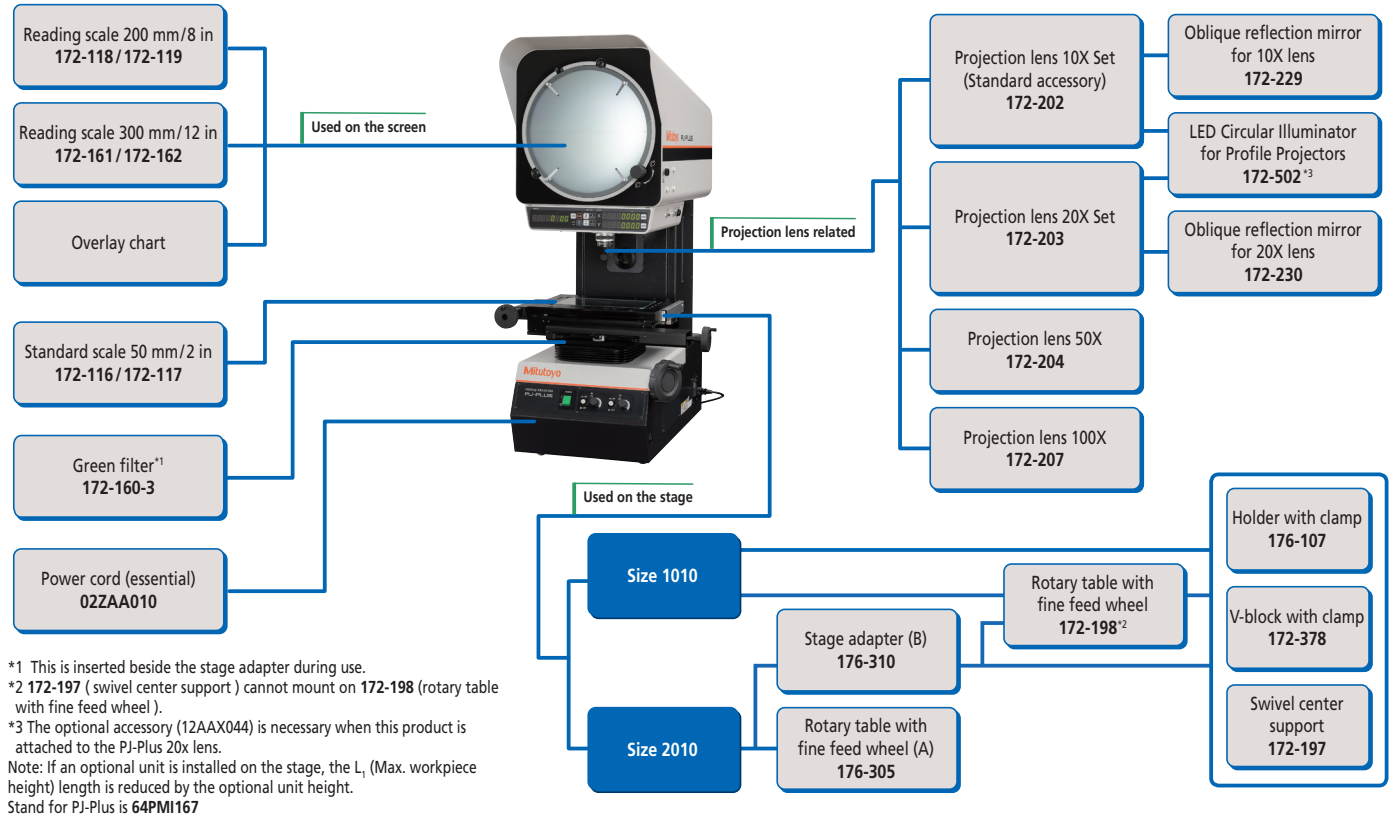
- Color temperature varies much less with LED illumination as compared to halogen illumination
- Projected image under LED illumination is sharper, easier to inspect



Above: A knob on the front of the machine allows for easy stepless light intensity control.
Right: Color temperature change with illumination level



System Diagram



PJ-Plus Specifications

Order No.	302-801-10	302-802-10
Projected image	Inverted	
Protractor screen	Effective diameter	ø315mm / 12.4"
	Screen rotation	±360° (The counter displays up to ±370°)
	Angle reading	Digital counter (ABS/INC mode switching), Zero Set
	Resolution	1' or 0.01° (switchable)
	Cross-hairs	90° solid lines
Projection lens	Magnification	10X (Standard accessory), 20X, 50X, 100X External half-reflecting mirror for surface illumination (only for 10X, 20X)
	Lens mount	Bayonet mount
Magnification accuracy*	Contour illumination	±0.1 % or less of nominal magnification
	Surface illumination	±0.15 % or less of nominal magnification
Maximum workpiece height	Refer to the projection lenses L ₁ right	
Contour illumination	White LED light source, Telecentric, Variable brightness adjustment	
Surface illumination	White LED light source, With an adjustable condenser lens, Variable brightness adjustment	
Resolution for X/Y counter	0.0001 in/0.001 mm	
Power supply	100 V to 240 V AC, 50/60 Hz	
Mass	114kg / 251lbs (PJ-P1010A), 118 kg / 260lbs (PJ-P2010A)	
Stage Size	4 x 4" / 100mm x 100mm	8 x 4" / 200mm x 100mm
Power consumption	60 W	

* Our magnification accuracy standard only checks contour illumination (that it is ±0.1 % or less). (If the magnification accuracy under contour illumination is a permissible value, that under surface illumination is also guaranteed to be within ±0.15 % of our standard.)

Refer to Bulletin No. 2300 for more information.

Built-in Digital XY Counter

The PJ-Plus features a built-in digital XY counter on the front of the machine. The digital counter displays XY axes and angle readings using high-intensity LEDs and a large character display for easy visibility unaffected by the environment. The operator can use the machine and view the readout directly on the projector as opposed to looking at an auxiliary DRO.

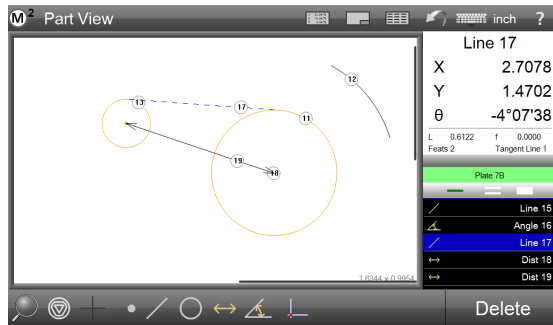
- Provides improved ergonomic benefits & faster readings
- Eliminates the need to use a DRO unit
- Data output of each counter value adopts the highly versatile RS-232C interface
- Resolution: 0.001mm/.0001"



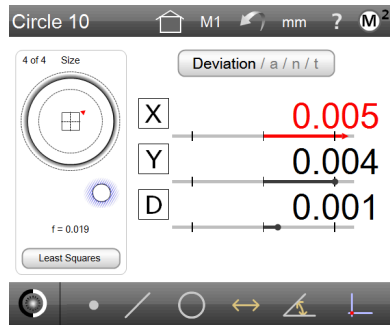
An XY axis digital counter is built into the PJ-Plus

Optional Accessories

Optional M2 2D Processor



Graphics-based "Part View" constructions
Generate popular construction types, like Distances and Tangent Lines, from within the graphical part view.



Geometric tolerancing
Measure features, set nominals, apply tolerances and view deviation results with only a few quick clicks.

Feature	Tol	Actual	Nominal	Tol-	Tol+
Line 1	X	17.562			
	Y	0.000			
	A	0°00'00"			
Line 2	X	1.325			
	Y	12.838			
	A	84°06'32"			
Point 3	X	0.000			
	Y	0.000			
Circle 4	X	9.405			

Reports Flexibility for report contents and formatting allows for full customization of the data format, header information, and header and footer graphics.

Package #	Description	Edge Detection
302-801-10PKA1	PJ Plus 4 x 4 stage	Yes
302-801-10PKA2	PJ Plus 4 x 4 stage	No
302-802-10PKA1	PJ-Plus 8 x 4 Stage	Yes
302-802-10PKA2	PJ-Plus 8 x 4 Stage	No

PJ-Plus with M2 2D processor packages

The PJ-Plus is available in packages with the Mitutoyo M2 software, touch screen tablet with or without edge detection. Mitutoyo installation and calibration is included with the purchase of one of the packages.

Optional QM-Data / Optoeye



QM-Data200
2-D data processing unit.
264-155A: Stand mount type
264-156A: Arm mount type



332-151: Optoeye*
Edge detection system for QM-Data 200
12AAE671: Detector attachment (A)
*bracket 12AAW463 required for optoeye

New Optional Ring Light

Part number 172-502 is a new optional ring light for 10x and 20x objectives*



* Damping ring 12AAX044 is required for connecting ring light to a 20x objective.



Example of attaching the LED circular illuminator on the PJ-Plus



Mitutoyo America Corporation
www.mitutoyo.com
1-888-MITUTOYO (1-888-648-8869)



Find additional product literature and our product catalog

www.mitutoyo.com

M³ Solution Centers:
Aurora, Illinois (Headquarters)
Boston, Massachusetts
Charlotte, North Carolina
Cincinnati, Ohio
Detroit, Michigan
Los Angeles, California
Seattle, Washington
Houston, Texas

Note: All information regarding our products, and in particular the illustrations, drawings, dimensional and performance data contained in this printed matter as well as other technical data are to be regarded as approximate average values. We therefore reserve the right to make changes to the corresponding designs. The stated standards, similar technical regulations, descriptions and illustrations of the products were valid at the time of printing. In addition, the latest applicable version of our General Trading Conditions will apply. Only quotations submitted by ourselves may be regarded as definitive. Specifications are subject to change without notice.

Mitutoyo products are subject to US Export Administration Regulations (EAR). Re-export or relocation of our products may require prior approval by an appropriate governing authority.

Trademarks and Registrations
Designations used by companies to distinguish their products are often claimed as trademarks. In all instances where Mitutoyo America Corporation is aware of a claim, the product names appear in initial capital or all capital letters. The appropriate companies should be contacted for more complete trademark and registration information.

- Coordinate Measuring Machines
- Vision Measuring Systems
- Form Measurement
- Optical Measuring
- Sensor Systems
- Test Equipment and Seismometers
- Digital Scale and DRO Systems
- Small Tool Instruments and Data Management