

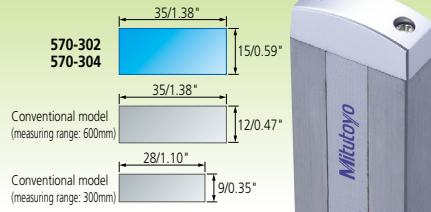
Height Gage

A standard measuring tool of industry


ABSOLUTE Digimatic Height Gage SERIES 570 — with ABSOLUTE Linear Encoder

- Allows smooth elevation by the slider adjustment wheel, which is the same as the well-established double-column structure height gage.
- Large slider-clamp lever ensures positive and accurate clamping action.
- High durability and high accuracy are ensured by an improved column design (35x15mm).
- Due to the built-in ABSOLUTE scale function, origin setting is not required each time power is turned ON.
- Allows integration into statistical process control and measurement systems. Refer to page A-3.
- Battery: **SR44** (1 pc), **938882**. For initial operational checks (standard accessory)
- Battery life is 20,000 hours under normal use.
- For precision Black Granite Surface Plates, refer to page E-51.

Dimensions of column cross section



- Character height of the LCD display is 10mm.
- Ergonomic and stylish base fits comfortably in the hand.



SPECIFICATIONS

Metric

Order No.	Range	Resolution	Accuracy*	Repeatability	Max. response speed	Mass
570-302	0 - 300mm	0.01mm	±0.03mm	0.01mm	Unlimited	4.6kg
570-304	0 - 600mm		±0.05mm			6.4kg

* Excluding quantizing error

Inch/Metric

Order No.	Range	Resolution	Accuracy*	Repeatability	Max. response speed	Mass
570-312	0 - 12"	.0005"/0.01mm	±.0015"	0.01mm	Unlimited	4.6kg
570-313	0 - 18"		±.002"			5.9kg
570-314	0 - 24"		±.002"			6.4kg

* Excluding quantizing error

ABSOLUTE™

(Refer to page X for details.)

Functions

Origin-setting:

Any convenient reference surface, such as a surface plate, etc., can be stored as the absolute origin point.

Absolute measurement:

After power is turned ON, measurement can be started without zero-setting if origin-setting was previously performed. Absolute origin position can be changed by ORIGIN button.

Incremental measurement: Allows origin setting at any arbitrary position. In this case, the origin point is not stored after turning off the power.

Data hold

Display value can be held.

Data output:

Allows integration into statistical process control and measurement systems. (Refer to page A-3.)

Low-voltage alert:

Low-voltage alert: If the battery voltage becomes low, a "B" appears in the display to alert the user before measurement is no longer possible so that the battery can be changed in good time.

Standard accessories

For 570-302, 304


No.07GZA000 Scriber

No.05GZA033 Scriber clamp

For 570-312 and 570-313, 570-314

No.900258 Scriber

No.901385 Scriber clamp



Optional accessories

For details, refer to page D-39.

Connecting cables for IT/DP/MUX

905338: SPC cable with data button (1m)

905409: SPC cable with data button (2m)

USB Input Tool Direct

06ADV380F: SPC cable for **USB-ITN-F** (2m)

Connecting cables for **U-WAVE-T**

02AZD790F: SPC cable for **U-WAVE** with data button (160mm)

02AZE140F: SPC cable for footswitch